



INDICATORI DI LIVELLO
LEVEL GAUGE



FIG. 602
Indicatore di livello a spillo
Needle level gauge

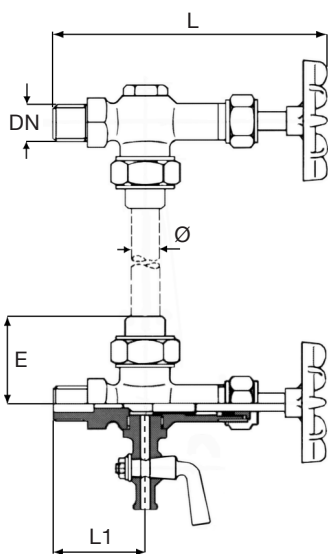
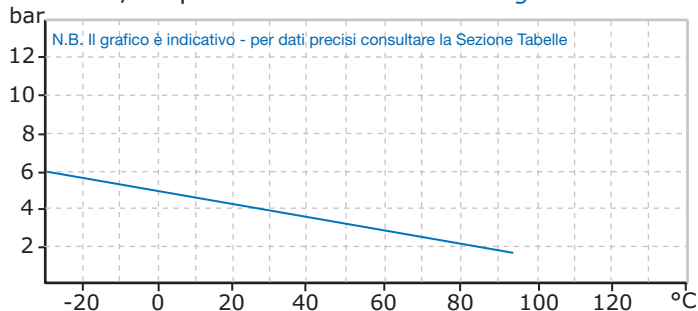


FIG. 602

Materiali - Composition

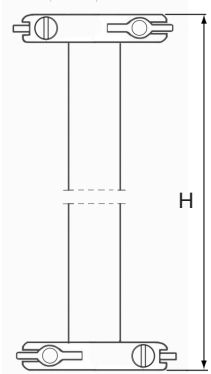
CORPO <i>Body</i>	SEDI <i>Seat Ring</i>	GUARNIZIONI <i>GASKED</i>
OTTONE <i>Brass</i> B2.3	OTTONE <i>Brass</i>	GOMMA <i>RUBBER</i>

Pressione/temperatura di esercizio - Rating




Dimensioni *Dimensions mm.*

DN	1/2"
L	123
L1	27
E	43
H	SU RICHIESTA ON REQUEST
Ø	16



PROTEZIONE TUBI TRASPARENTI
PROTECTION TRANSPARENT TUBE



Protezioni e morsetti costruite in ottone
Protection and double clamp in brass

Tubi trasparenti - *Transparent tube*

	Tubo acrilico <i>Acrylic tube</i>	MAX + 70°C
	Tubo vetro borosilicato <i>Borosilicate glass</i>	MAX + 250°C