



INDICATORI DI LIVELLO A RIFLESSIONE REFLEX LEVEL GAUGE

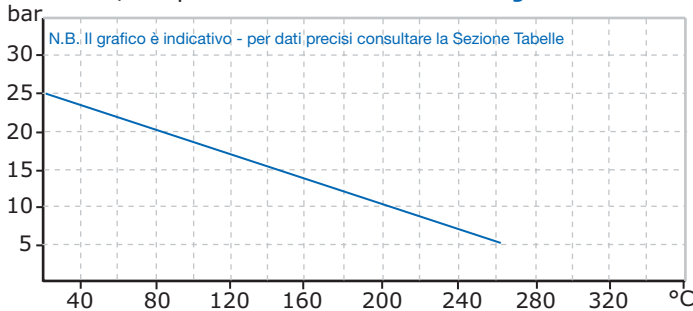
FIG. 630
Gruppo indicatore di livello a riflessione PN 25
Reflex level gauge PN 25

FIG. 635
Livellotta a riflessione
Reflex housing

Materiali - Composition

CORPO RUBINETTI <i>BODY COCKS</i>	CORPO LIVELLETTA <i>BODY REFLEX HOUSING</i>	BOSSOLO DI TENUTA <i>SEAT CASE</i>
ACCIAIO CARBONIO <i>CARBON STEEL</i> A1.1	ACCIAIO CARBONIO <i>CARBON STEEL</i> A1.1	GRAFITE <i>GRAPHITE</i>
ACCIAIO INOX <i>STAINLESS STEEL</i> I2.1	ACCIAIO INOX <i>STAINLESS STEEL</i> I2.1	

Pressione/temperatura di esercizio - Rating



Dimensioni *Dimensions mm.*

TIPO TYPE	H MIN	H MAX	A	B	C	E	L	DN	D	K
1	235	260	130	90	260	150	130	20	105	75
2	260	285	155	115	285	150	130	20	105	75
3	285	310	180	140	310	150	130	20	105	75
4	310	335	205	168	335	150	130	20	105	75
5	340	365	235	195	365	150	130	20	105	75
6	370	395	265	225	395	150	130	20	105	75
7	400	425	295	255	425	150	130	20	105	75
8	440	465	335	295	465	150	130	20	105	75
9	465	490	360	315	490	150	130	20	105	75

E' possibile comporre indicatori multipli per altezze (H) a richiesta
MAX 2650mm

*Is possible to compose multiple level gauge for customer request
MAX 2650mm.*

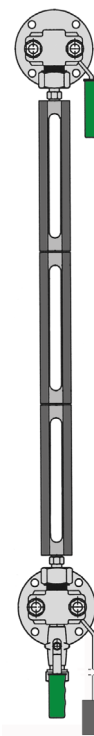
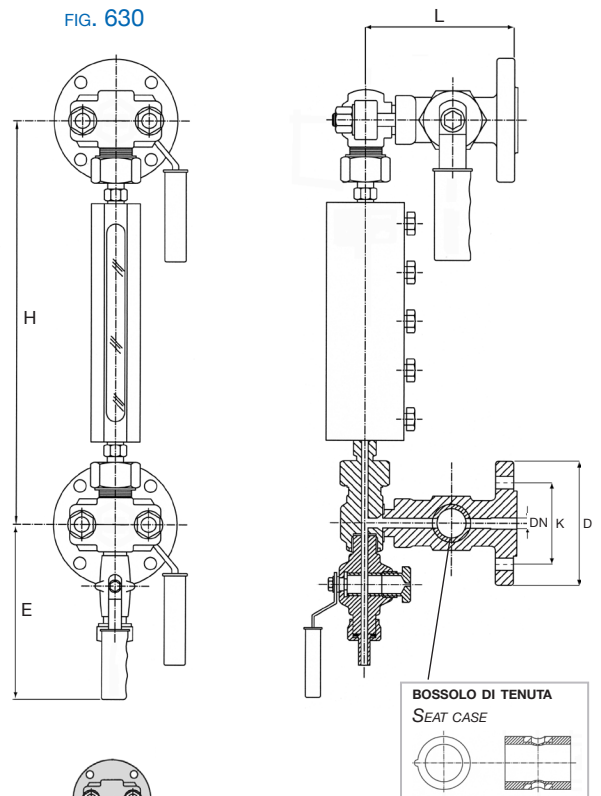


FIG. 635

