

PN 16

SCARICATORE DI CONDENSA A GALLEGGIANTE
FLOAT STEAM TRAPS

FIG. 828 FT

Scaricatore di condensa a galleggiante PN 16
attacchi flangiati

Float steam trap PN16
flanged end

Materiali - Composition

CORPO (1) <i>BODY</i>	ELIMINATORE ARIA (2) <i>Disc</i>	GALLEGGIANTE (3) <i>FILTER</i>
GHISA CAST IRON G1.1	ACCIAIO INOX STAINLESS STEEL I2.1	ACCIAIO INOX STAINLESS STEEL I2.1

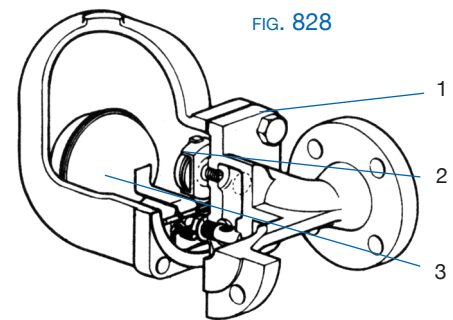
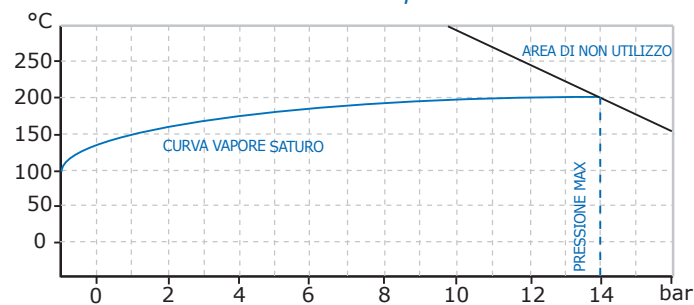
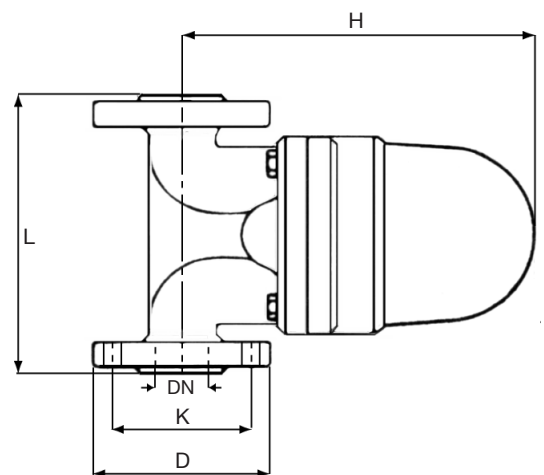


FIG. 828

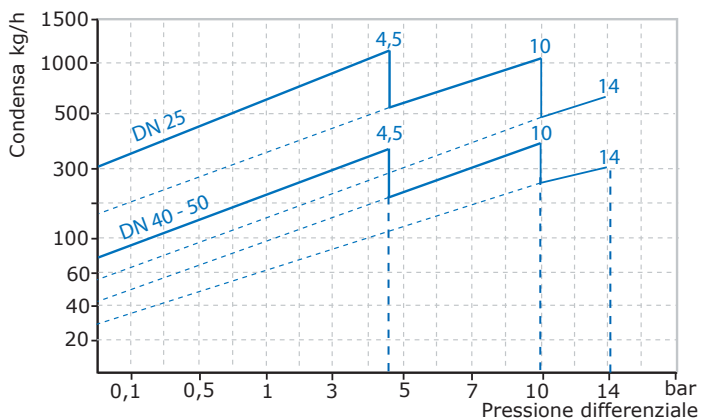
Condizioni limite di esercizio - Operator conditions limit



- Tipo FT 4.5 Pressione differenziale *Differential pressure* 4,5 bar
- Tipo FT 10 Pressione differenziale *Differential pressure* 10 bar
- Tipo FT 14 Pressione differenziale *Differential pressure* 14 bar



Portata di scarico -



Dimensioni *Dimensions* mm.

	DN	25	40	50
	L	160	230	230
	H	245	330	340
foratura Flange - <i>clifig</i>	D	115	150	165
	K	85	110	125
	n.fori Ø	4 - 14	4 - 18	4 - 18