



PN16 - 25

FILTRI A Y

STRAINERS Y TYPE

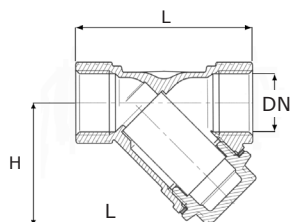


FIG. 801B - 8011

Foro standard dell' elemento filtrante
Standart hole filter cartridge - Mesch 0,4-0,53 mm

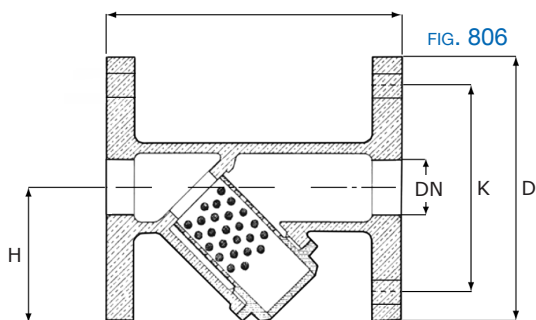


FIG. 806

Foro standard dell' elemento filtrante
Standart hole filter cartridge - Mesch 1 mm.

FIG. 801

Filtri a Y PN16 attacchi a manicotti filettati gas (femmina).
Strainers Y type gas coupling screwed ends (female).

Materiali - Composition

FIG.	CORPO - BODY	FILTRO - FILTER
801B	BRONZO - BRONZE B2.3	ACCIAIO INOX - STAINLESS STEEL I1.2
8011	ACCIAIO INOX - STAINLESS STEEL I1.2	ACCIAIO INOX - STAINLESS STEEL I1.2

Applicazioni Application

Impianti di approvvigionamento idrico, riscaldamento e condizionamento
Water supply, heating and air conditioning

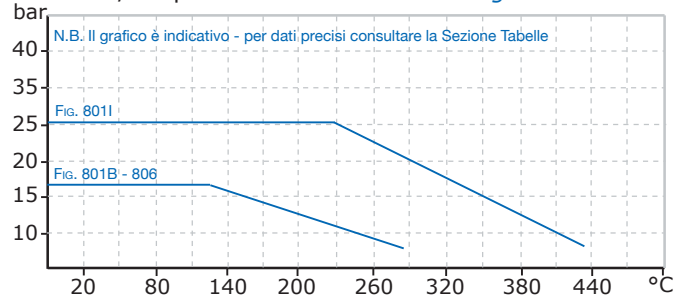
FIG. 806

Filtri a Y in Bronzo PN16 attacchi a flange
Strainers Y type Bronze made flanged ends

Materiali - Composition

CORPO - BODY	FILTRO - FILTER
BRONZO - BRONZE B2.3	ACCIAIO INOX - STAINLESS STEEL I1.2

Pressione/temperatura di esercizio - Rating



Dimensioni Dimensions mm.

Fig.	DN	3/8"	1/2"	3/4"	1"	1.1/4"	1.1/2"	2"	2.1/2"	3"	4"
		10	15	20	25	32	40	50	65	80	100
801B	L	55	59	69	82	98	109	131	151	172	219
	H	40	44	50	60	73	80	98	115	130	170
	Kg.	0,15	0,14	0,22	0,70	0,80	0,90	1,50	2,4	3,7	6,7
8011	L	65	65	80	90	105	120	140	--	--	--
	H	35	35	45	57	58	66	77	--	--	--
	Kg.	0,15	0,14	0,22	0,70	0,80	0,90	1,50	--	--	--
806	L		105	115	140	145	170	185	205	220	255
	H		45	55	60	70	85	95	115	130	155
	Kg.		1,70	2,0	2,5	4,2	5,2	6,8	8,8	10,5	14,0
tura Flange - drilling	PN 6	D	80	90	100	120	130	140	160	190	210
		K	55	65	75	90	100	110	130	150	170
		n.fori Ø	4 - 11	4 - 11	4 - 11	4 - 14	4 - 14	4 - 14	4 - 14	4 - 18	4 - 18
	PN 10	D	95	105	115	140	150	165	185	200	220
		K	65	75	85	100	110	125	145	160	180